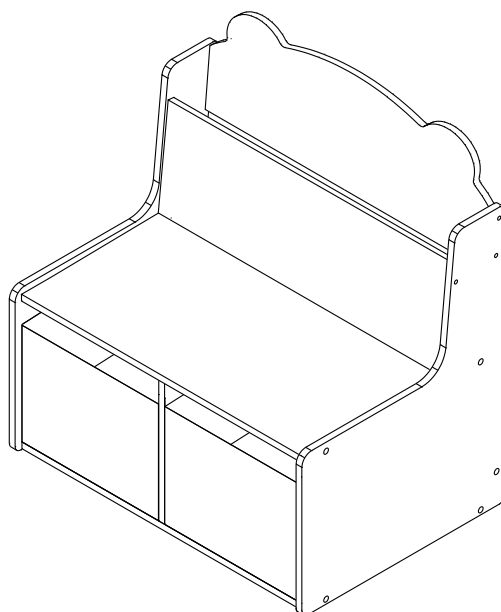
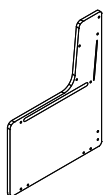


**IMPORTANT! RETAIN THESE INSTRUCTIONS FOR FUTURE REFERENCES.
ASSEMBLY TO BE CARRIED OUT BY A COMPETENT ADULT ONLY.**

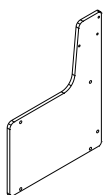


PART LIST

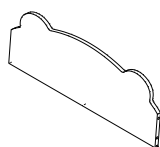
A x1PC



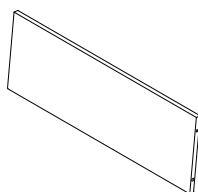
B x1PC



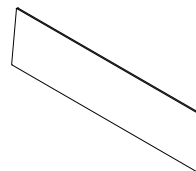
C x1PC



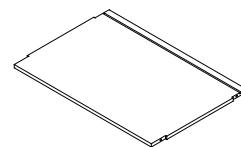
D x1PC



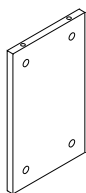
E x1PC



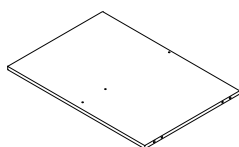
F x1PC



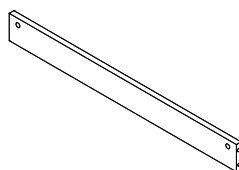
G x1PC



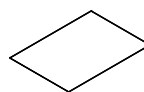
H x1PC



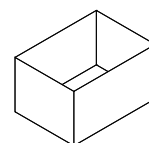
I x1PC



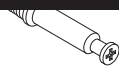
J x2PC



K x2PC



HARDWARE



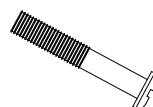
① x4PCS



② x4PCS



③ x8PCS



④ x16PCS



⑤ x16PCS



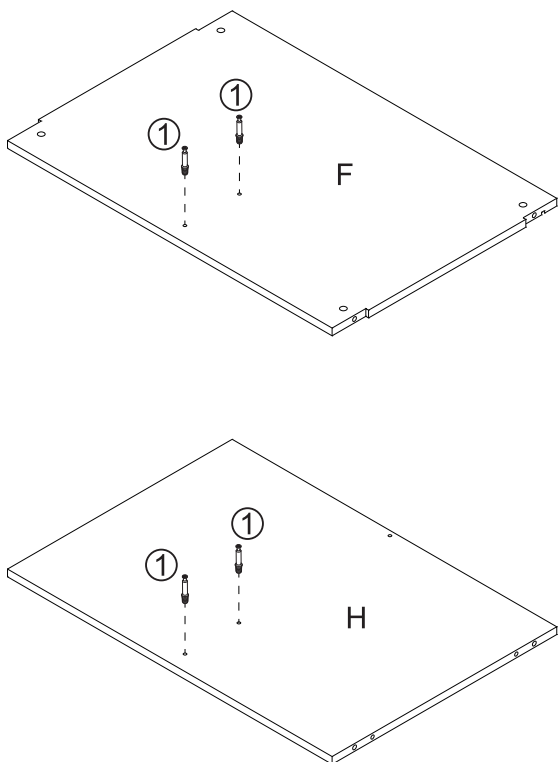
⑥ x1PCS

TOOLS REQUIRED

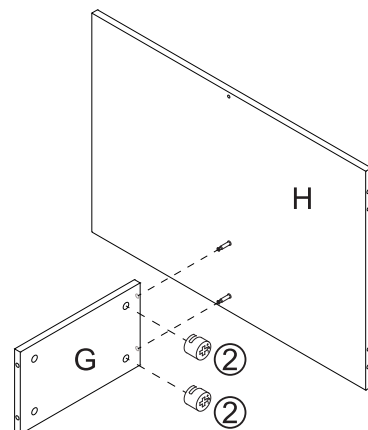
1. Phillips Head Screw Driver (not supplied)
2. Flat Head Screw Driver (not supplied)



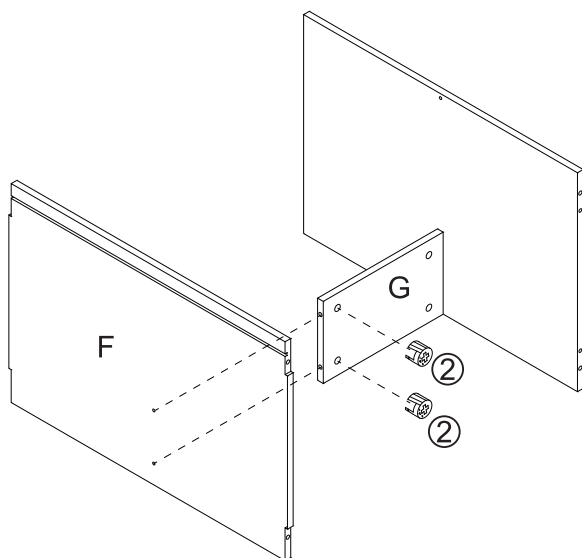
Step 1



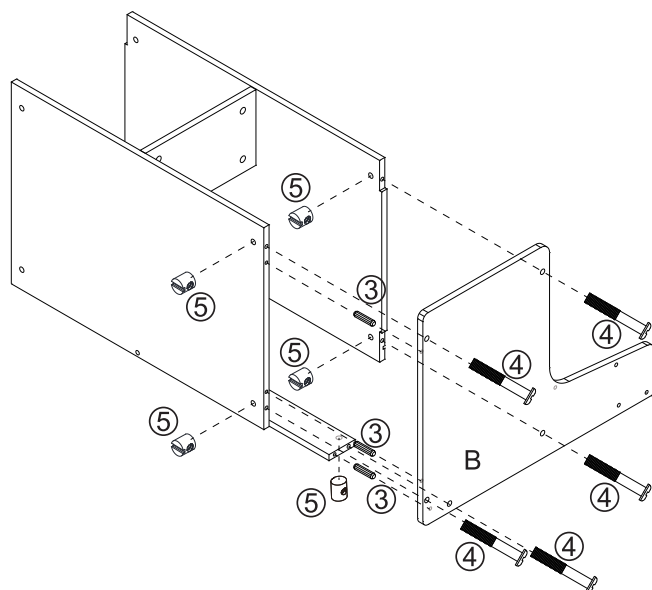
Step 2



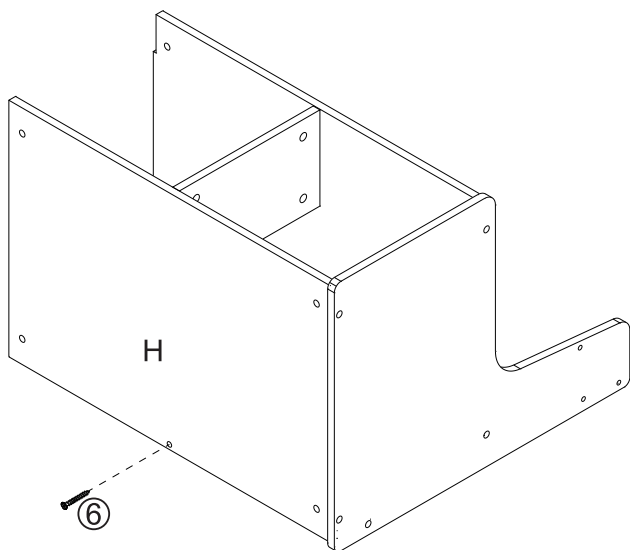
Step 3



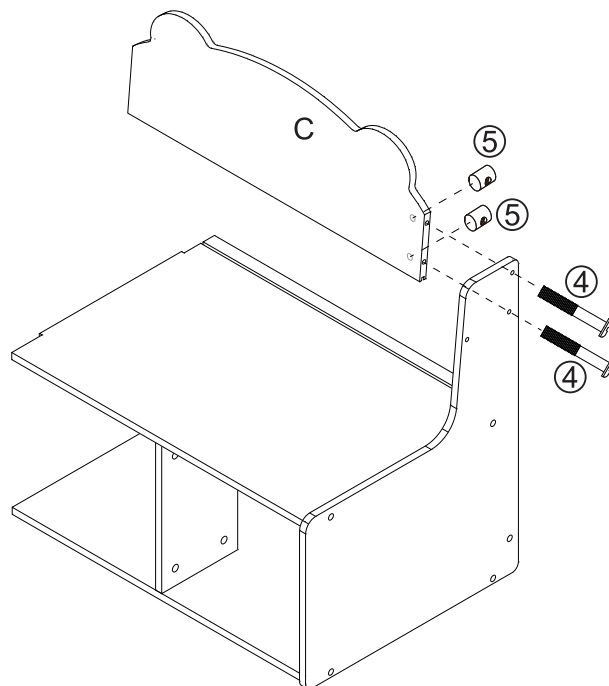
Step 4



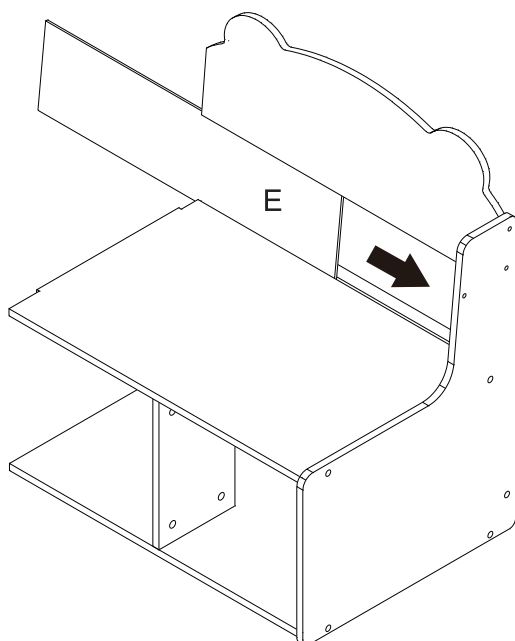
Step 5



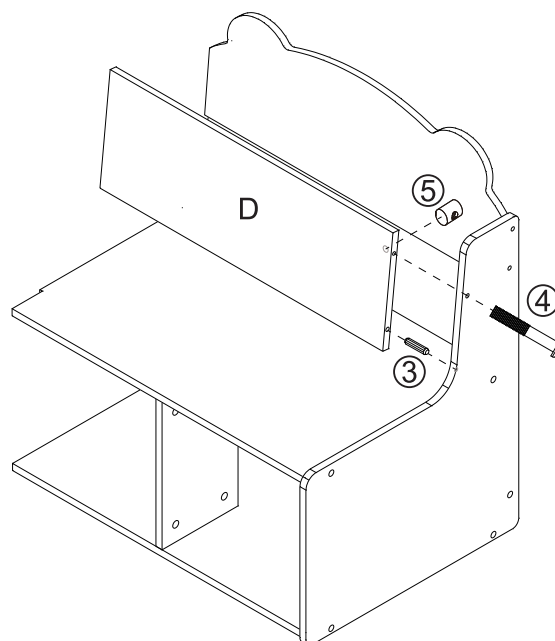
Step 6



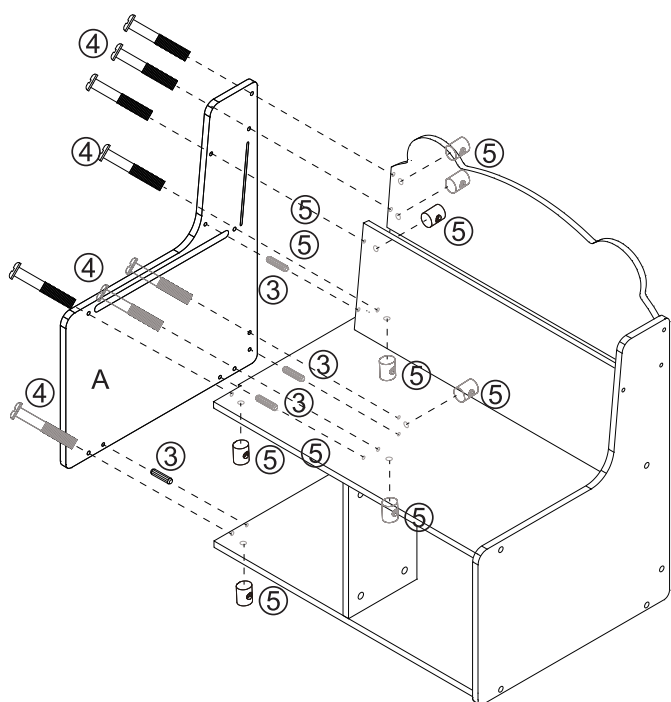
Step 7



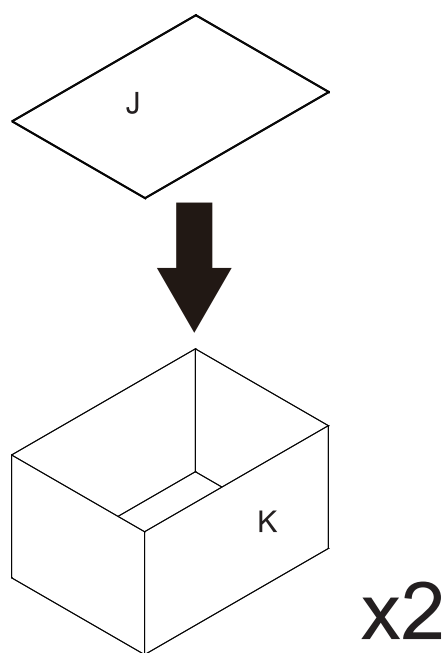
Step 8



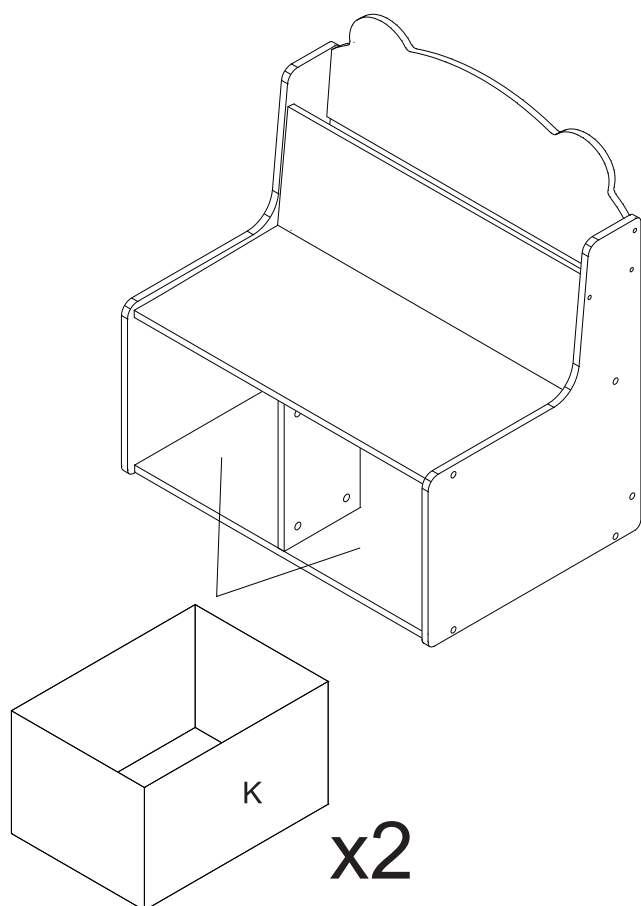
Step 9



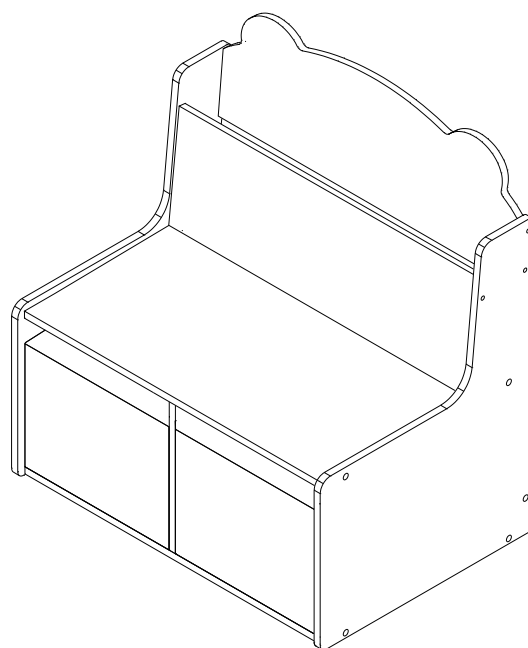
Step 10



Step 11



COMPLETE



CARE AND MAINTENANCE INSTRUCTIONS

- Wipe furniture with a soft dry cloth, do not use paper as this may be abrasive to the finish.
- The unit should be cleaned with a damp cloth and dried with a dry cloth.
- DO NOT use bleach or chemical solutions to clean the product.
- DO NOT expose to sunlight or other heat sources for a prolonged period.
- DO NOT store or leave outside.
- Periodically check the tightening of legs and screws.

SAFETY TESTED

The product conforms to: FIRA FRQG C001:2021 / FIRA FRQG C004:2016+A1:2017

WARNINGS

1. **WARNING: DO NOT** place this product near a window, as it can be used as a step by a child and cause the child to fall out of the window.
2. **WARNING: DO NOT** place this product near a window where the cords from blinds or curtains may strangle a child.
3. **WARNING: DO NOT** use this product if any part is broken, torn or missing. Please contact your supplier and spare parts can be supplied – please use only parts approved by the manufacturer.
4. **WARNING:** Be aware of the risk of open fires and other sources of strong heat in the vicinity of the product.
5. Please keep children away from the work area during assembly of this product – due to risk of injury and small parts.
6. Once assembled, this product is NOT designed to be dismantled, and reassembled.
7. Dispose of all packaging carefully and responsibly.
8. We advise you to keep these instructions in a safe place in case required for future use.
9. Assembly to be carried out by a competent adult only.
10. Do not use this item if any components are missing or damaged.
11. This product is suitable for children aged 3-6 years.
12. The maximum loading weight of the product is 30 KG.
13. Regular check all fastenings to ensure that they are properly tightened.