

Safety and Care Advice

IMPORTANT - The first step you need to take is to ensure your safety!
Please take the time to read and understand these instructions and retain for future reference.

- This product is only suitable for connection to a 240V~50Hz supply in accordance with current IEE Wiring Regulations. It is for indoor use only, and not suitable for a bathroom location.
- This fitting is a Class II, double insulated product. It does not require an Earth, and Live or Neutral must not be connected to Earth.
- The lamp must be protected by a 3 amp fuse in the mains plug. Do not plug into the mains until your lamp is fully assembled. This product is not suitable for persons under 14 years of age.
- Under no circumstances must this table lamp be covered with any material as this could pose a safety hazard. It must be used on a stable, flat surface.
- Never fit bulbs of a higher wattage than those specified on the label, as these may cause overheating and damage the fitting.
- If the mains cable becomes damaged it must only be replaced by a technically competent, qualified person.
- If you are in any doubt about your competence please consult a qualified electrician.
- If any modification is made it will invalidate the warranty and may render the product unsafe.

Assembly Instructions



1. Carefully remove all packaging and place on a stable, flat surface.
2. Remove the shade ring (3) from the lampholder. Place the larger shade (1) onto the lampholder, followed by the gimbal (2) and secure in place with the shade ring (3).
3. Fit the bulb (4). Max 10W LED E27 GLS. **NOTE: Never fit bulbs of a higher wattage than those specified on the label (as these may cause overheating and damage the fitting).**
4. Fit the smaller top shade (5) by screwing onto the top of the gimbal in a clockwise direction. Tighten to secure.
5. Plug into the mains and touch the lamp base to turn the lamp on and again to turn off (6).

If your lamp will not illuminate, please check the 3 amp fuse in the plug and ultimately check the relevant fuse in your fuse box. If unsuccessful please contact our customer service team.

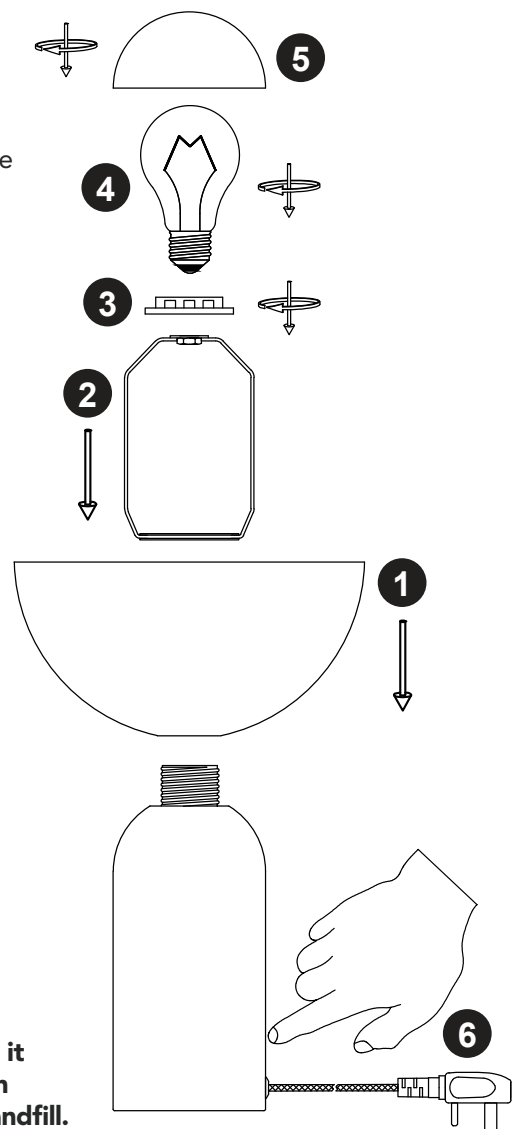
Care and cleaning

Finish - We recommend cleaning with a soft dry cloth.
Do not use abrasive materials as these will damage the finish.

Our packaging is recyclable, please recycle where facilities exist.

-  Waste electrical products should not be disposed of with household waste. Please recycle where facilities exist.
-  Check with your Local Authority or retailer for recycling advice.

We're happy to recycle your old light for free. Simply bring it to store within 28 days of purchase of your new light, with your receipt, and we'll make sure your old light stays out of landfill.



Finally, we hope you enjoy your light for many years to come and thanks again for your purchase.

dunelm.com

Manufactured in China for
Dunelm (Soft Furnishings) Ltd. LE7 1AD
& Dunelm (Soft Furnishings)
Londonderry Ltd. BT48 8QN