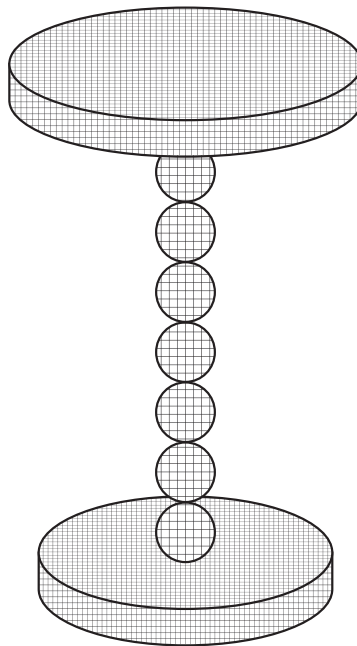


Disco Ball Side Table

Assembly & Care Instructions







1. Check you have received all parts listed on the component and hardware pages and the correct quantity of each. Beware that sometimes parts are packaged within the product so not immediately visible after opening. Please check the assembly section for more details. If anything is missing, stop assembling the product and contact our customer service team.
2. Check all parts are intact and undamaged. Any issues, stop assembling the product and contact our customer service team.

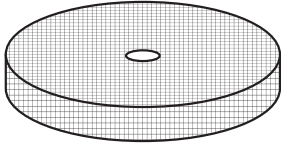
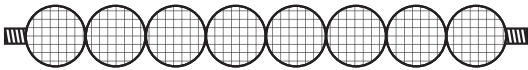
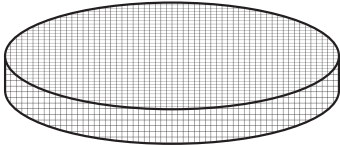
Safety advice.

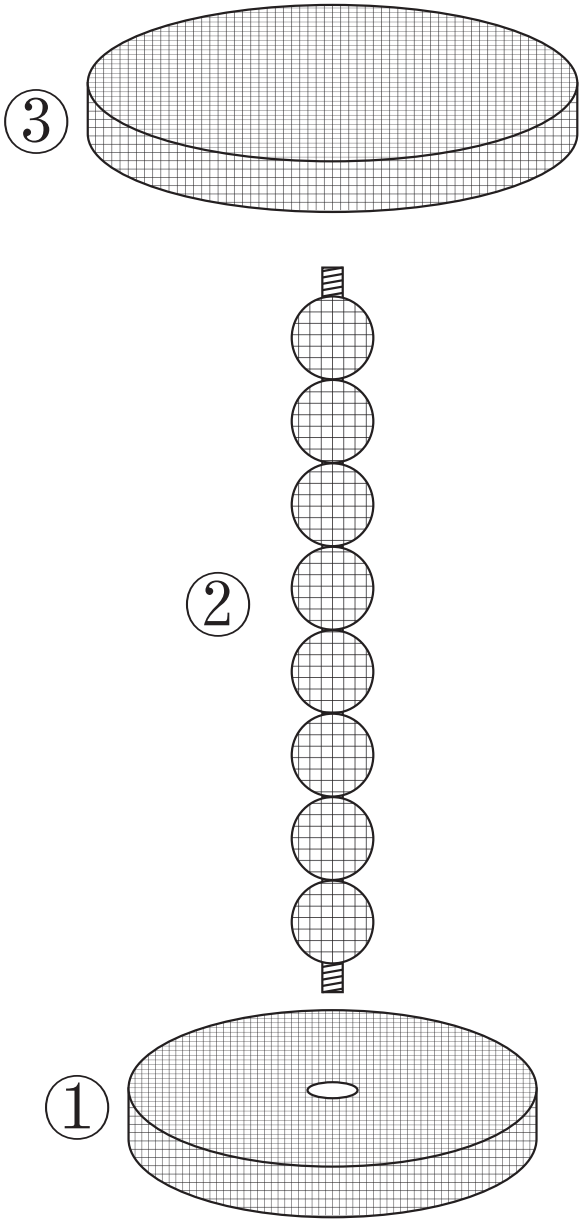
Dear Customer




- **IMPORTANT** – The first step you need to take is to ensure your safety! Please take the time to read and understand these instructions before assembling the product.
- Please keep these instructions for future reference.
- This item is intended for indoor use only – unless otherwise specified. Avoid exposure to humid conditions.
- Assembly to be carried out by a competent adult only.
- During assembly children should be kept away from the product due to possible risk of injury. The product may contain small parts that could also cause choking if swallowed.
- Products can be dangerous if incorrectly installed or assembled. Assembly should be carried out by a competent person and instructions followed. No liability will be accepted for damage or injury caused by incorrectly installed or assembled products.
- Never use an electric drill to assemble a product, as this can cause damage to parts.
- Regularly check all fastenings to ensure that they are properly tightened.
- Restrain children from climbing or playing on or around the product. Always consider where products are positioned to ensure children cannot get access to long cords or windows.
- Some products will be supplied with anti – tip kits which should always be used to secure the product to the wall and prevent tipping.
- Keep all plastic wrapping materials away from babies and children to avoid danger of suffocation.
- Ensure that all packaging is disposed of carefully and responsibly. Please recycle where possible.
- Once items are part or fully assembled, they are not returnable unless faulty.

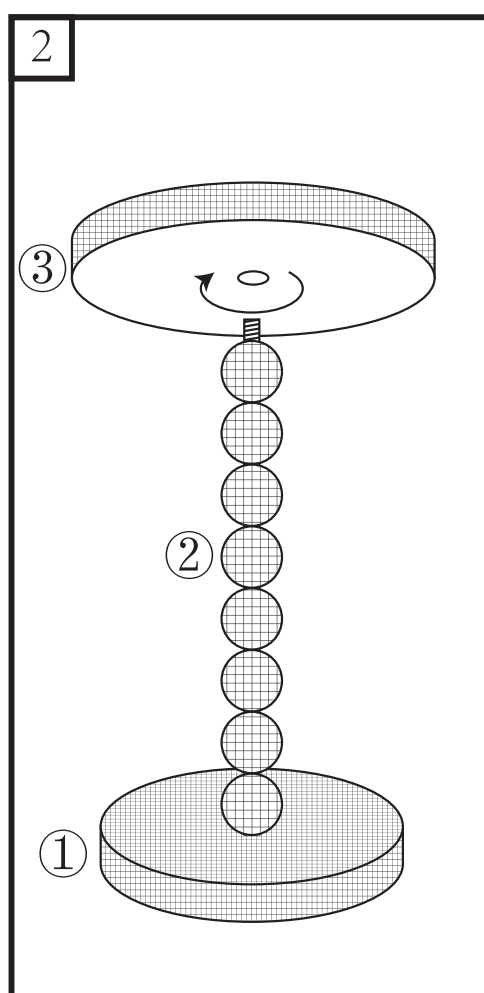
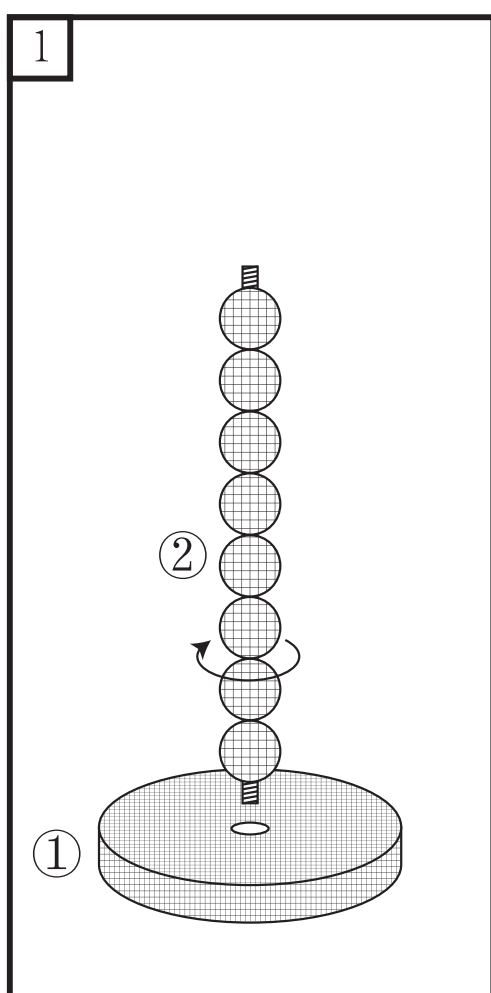
Max weight limit	No. of people to assemble	Assembly difficulty	Time to assemble
			
75 KG	1 recommended	Easy	<30 mins

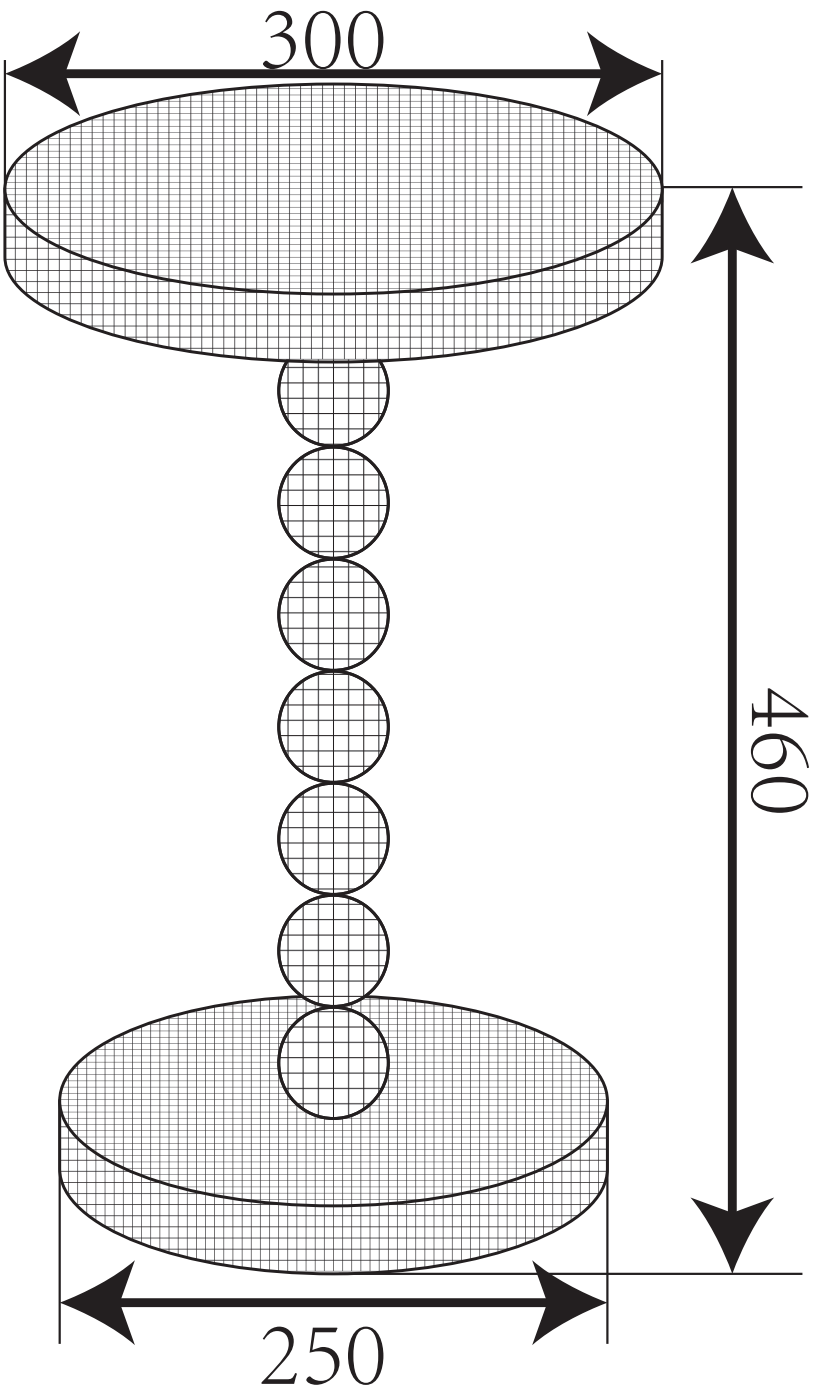
dunelm.com

Ref	Part	Visual	Qty
1	Bottom		1
2	Leg		1
3	Top		1



	<p>ALWAYS lay each panel down on a clean and level area, ideally in the room of intended use, ensuring there is enough room to maneuver around the item.</p>
	<p>NEVER pull furniture into place as this causes damage to the internal structure and feet fixings. Always lift to move.</p>
	<p>NEVER flip your upholstery allowing corners to hit the floor as structural damage can be caused. Always turn gently.</p>





Glass & Mirror Care

- Mirrors are a potential fire hazard, Keep out of direct sunlight.
Handle with care.
- Always supervise young children around glass products.
- If the glass is chipped or broken, stop using the product.
- It is not recommended that glass or mirrored items to be positioned over heat sources such as radiators.
- DO clean your item, using a soft cloth slightly dampened with water and wipe clean. Then buff with a dry clean cloth. Use washing up liquid if necessary.
- DO only use fixings provided with the product.
- DO stop using the product if the glass is chipped or broken.
- DO NOT place very hot or very cold items directly on glass surfaces. Adequate table mats can be used to prevent such items coming into direct contact with the furniture.
- DO NOT sit or stand on glass surfaces.
- DO NOT use glass as a chopping board.
- DO NOT strike the glass with hard or pointed items or use the glass as a chopping surface.
- DO NOT use abrasives cleaning agents, as these may scratch the glass.
- DO NOT install this product in a damp environment such as a bathroom or outside, unless the product specifies otherwise, as this may cause the product to warp and become damaged.

If you have any issues with this product, you can call our Customer Service team on:
0345 165 6565 Monday to Friday **9am to 5:00pm**.

Alternatively, you can contact our team by Live Chat on: **Dunelm.com**
Monday to Friday 8am – 8:30pm
Saturdays 8am – 5:30pm
Sundays and bank holidays 9am – 4:30pm.



Dunelm (Soft Furnishings) Ltd. LE7 1AD
& Dunelm (Soft Furnishings) Holdings
Ltd. Dublin D12 WR25