


# Erik Kids Chair

## INSTRUCTIONS



Care advice

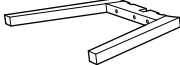
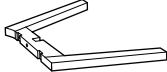

Check the pack and make sure you have all the parts listed below. If not, contact the helpline on **03451 656565** who will be able to help you




Safety advice

IMPORTANT - The first step you need to take is to ensure your safety! Please take the time to read and understand these instructions before assembling your furniture.  
Please keep these instructions for future reference.  
Keep children and animals away from the assembly area. This furniture contains small parts that could cause choking if swallowed.  
Keep all plastic wrapping materials away from babies and children to avoid danger of suffocation. Ensure that all packaging is disposed of carefully and responsibly.  
From time to time check that there are no loose fittings on the unit, re-tighten when necessary. Two people may be required for the assembly of this product.  
Once items are part or fully assembled, they are not returnable unless faulty.  
This item is not for outdoor use – unless stated otherwise.Furniture can be dangerous if incorrectly installed. Assembly should be carried out by a competent person. No liability will be accepted for damage or injury caused by incorrectly installed or assembled furniture.

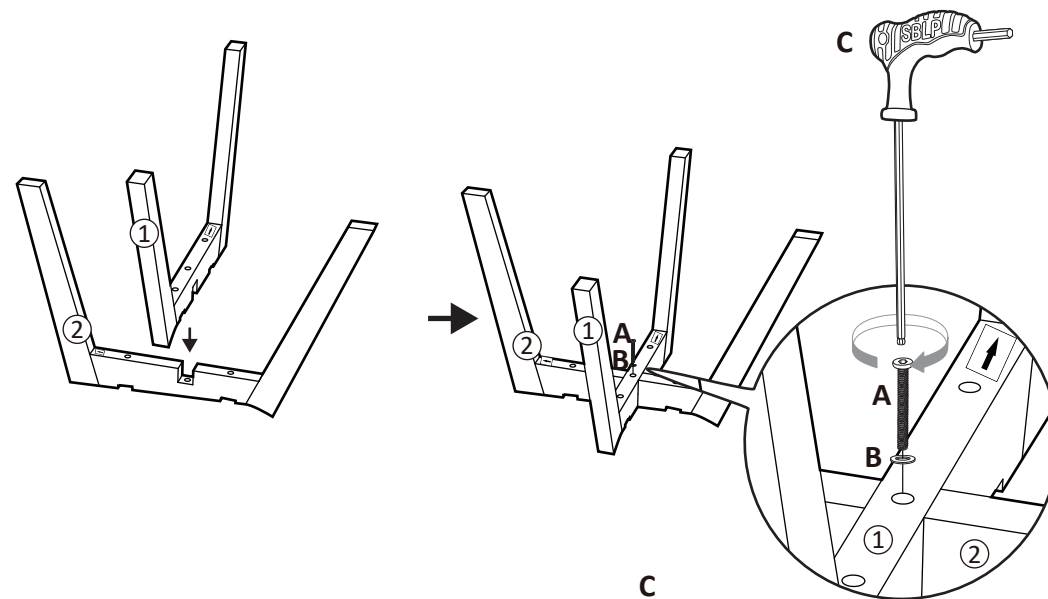
Parts and fittings

Please ensure correct size screw is selected for each assembly step.

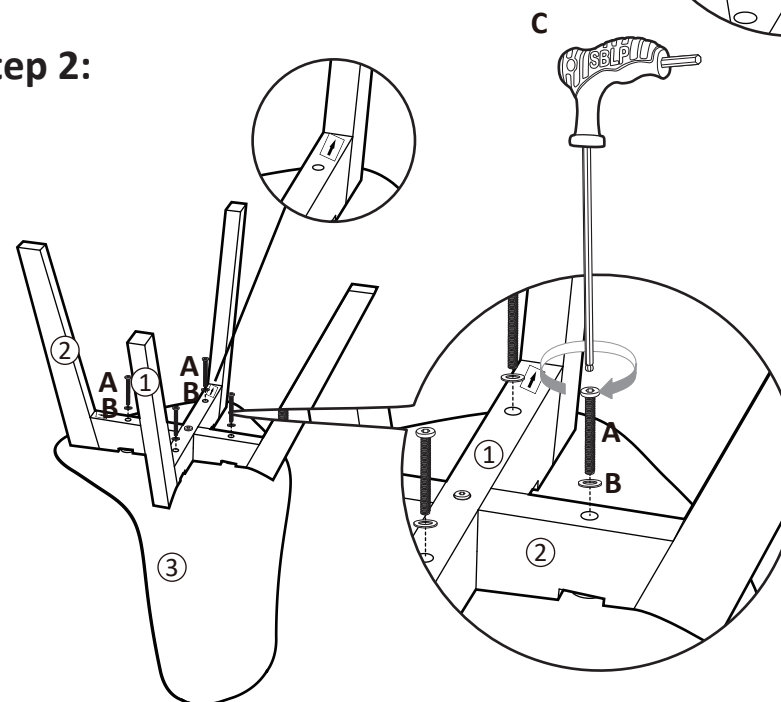
Ref	Dimensions	Visual	Qty
<b>1</b>	49x30x2.2cm		<b>1</b>
<b>2</b>	49x30x2.2cm		<b>1</b>
<b>3</b>	31x28.5x35.5cm		<b>1</b>

Ref	Dimensions	Visual	Qty
A	M6x45mm		5
B	Flat Washer		5
C	Allen Key		1

### Step 1:




### Step 2:



### Step 3:

Assembly complete.



### Wood care advice

Wood is a natural product and each piece is individual.

As a natural product, wood is affected by temperature and humidity. We recommend that you avoid placing the furniture directly in front of heat sources such as radiators or fires as this can cause cracking or warping over time.

The colour will mellow over time and new items can vary in shade from items that you have already purchased. Strong direct sunlight can affect the colour dramatically, so try to avoid this as much as possible, we also recommend that any ornaments, coasters and items placed on the product are periodically moved around to allow the colour to mellow evenly.

Always use matts and coasters to protect the surface when placing items on the furniture. This will help to protect the finish from heat, liquids or items that might scratch your furniture.

Always lift your furniture into place, avoid dragging it across the floor as this can cause damage to joints.

When placing furniture on a wooden or laminate floor, please ensure that the plastic or felt protectors are securely fitted and in place.

Only clean using a damp cloth and mild detergent, do not use bleach or abrasive cleaners.

From time to time check that there are no loose screws on this unit.

Remove any spills immediately to avoid staining. Dust regularly with a soft lint free cloth or duster.

The use of abrasive polish or silicon based polishes is not advised as these can affect the polished finish and joints over time.

If your furniture becomes stained, scratched, chipped or suffers other damage, we recommend professional help is sought to restore it. Please contact our customer services line for recommended agents.

Always follow fitting instructions carefully and retain them for future use.

**Finally, we hope you enjoy your furniture for many years to come and thanks again for your purchase.**

Produced in China for Dunelm (Soft Furnishings)  
Ltd. LE7 1AD & Dunelm (Soft Furnishings)  
Londonderry Ltd. BT48 8QN  
[www.dunelm.com](http://www.dunelm.com)