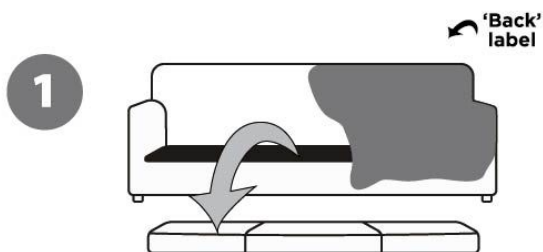


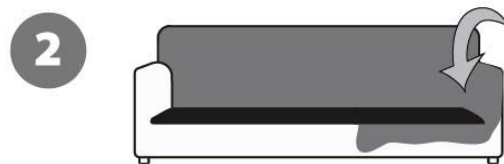


Installation Guide for STRETCH COVERS

Arm chair and Sofa covers contain two parts 1 x back cover and 1 x seat cushion cover (foam cylinders are also included – see fitting instructions)



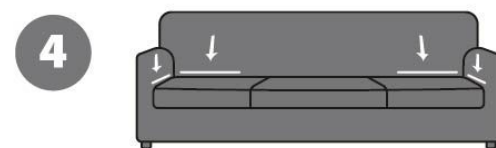
First remove seat cushions. Drape slipcover over furniture using positioning 'back' labels. Start at either side and stretch over the arms.



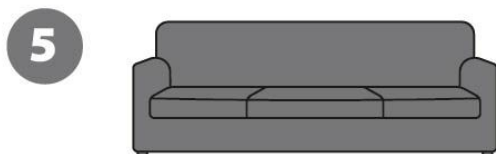
Stretch fabric behind to position elastic under all sides. Line up seams on seat and tuck excess fabric into arm crevices.



Insert seat cushion(s) into cover, and push back to the furniture. Smooth excess fabric and creases on all three sides.



The foam cylinders are designed to help you tuck in and smooth the fabric in the gaps



When finished, your cover will hug the furniture and stay tucked in.

105*140mm