

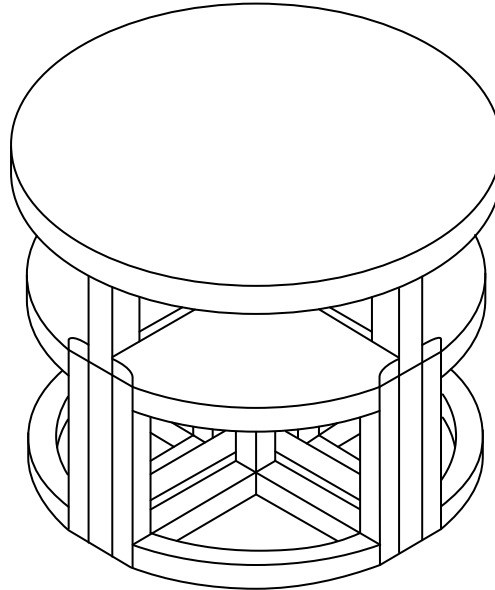
CAMBOURNE STOWAWAY DINING SET ASSEMBLY INSTRUCTIONS



MAX TABLE
WEIGHT



MAX CHAIR
WEIGHT



**IMPORTANT
FOR DOMESTIC USE ONLY
PLEASE READ BEFORE YOU CONTINUE FURTHER**

THE PRODUCT YOU HAVE PURCHASED WILL GIVE YOU MANY YEARS OF SERVICE IF YOU FOLLOW THE GUIDELINES FOR ITS SAFE ASSEMBLY AND PERIODIC MAINTENANCE AND CLEANING .

ASSEMBLE ON A SOFT CLEAN SURFACE

DO NOT USE ANY TOOLS OTHER THAN THOSE SHOWN.

ANY SPANNERS OR ALLEN KEYS REQUIRED ARE INCLUDED WITH THE FITTINGS KIT.

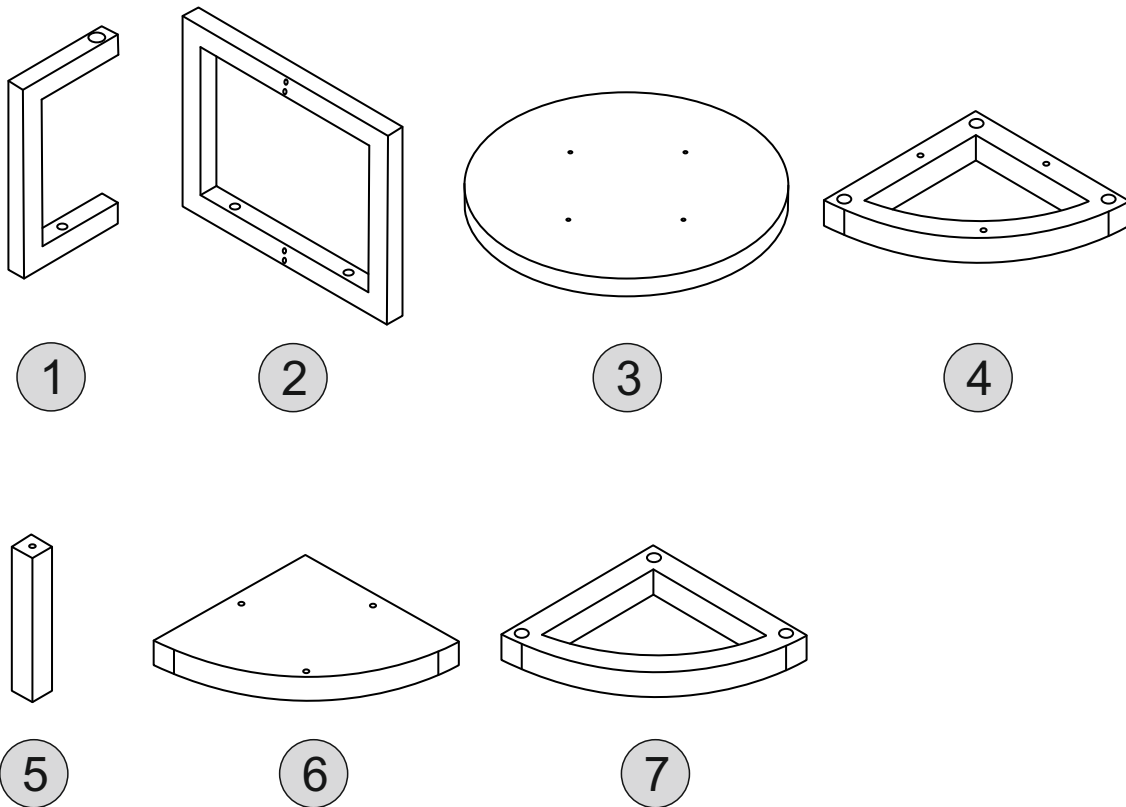
DO NOT FOR ANY REASON USE A POWER TOOL TO ASSEMBLE THIS PRODUCT. ITS USE WILL INVALIDATE ANY CLAIM YOU MAY HAVE AND COULD MAKE THIS PRODUCT UNSAFE.

DEPENDING ON THE AMOUNT OF USE THIS PRODUCT RECEIVES IT MAY BE NECESSARY TO TIGHTEN UP THE FIXINGS FROM TIME TO TIME . THIS IS COMPLETELY NORMAL FOR ANY FLAT PACK FURNITURE.
DO NOT OVERTIGHTEN FIXINGS.

FOR CLEANING, YOU MAY USE A DAMP CLOTH (NOT WET) DO NOT USE POLISH, DETERGENT OR CHEMICAL CLEANERS.

THIS PRODUCT MAY STAIN OR MARK IF ALLOWED TO COME INTO CONTACT WITH WET OR DAMP OBJECTS.

THE SURFACE OF THIS ITEM IS NOT HEAT RESISTANT. ALWAYS USE A PLACE MAT UNDER HOT OR COLD ITEMS TO PREVENT MARKING.












PARTS LIST

Part Number	Part Code	Part Description	Quantity	Carton
1	S400-401-024-SF1-01	Table Leg	2	2/3
2	S400-401-024-SF1-02	Table Frame	1	2/3
3	S400-401-024-SF1-03	Table Top	1	1/3
4	S400-401-024-SF1-04	Seat Frame	4	3/3
5	S400-401-024-SF1-05	Chair Leg	12	3/3
6	S400-401-024-SF1-06	Chair Seat	4	2/3
7	S400-401-024-SF1-07	Stool Base	4	3/3

PLEASE CHECK THAT YOU HAVE ALL THE PARTS LISTED BEFORE YOU START ASSEMBLING. IF YOU DO FIND THAT SOMETHING IS MISSING, DO NOT CONTINUE ASSEMBLY. PLEASE CONTACT YOUR SUPPLIER IMMEDIATELY.

HARDWARE LIST

REF		HARDWARE NAME	QTY
A		M8 x 160MM METAL RODS	2PCS
B		WOOD DOWEL	4PCS
C		METAL WASHER PLATE	4PCS
D		NUT	4PCS
E		SPANNER	2PCS
F		WASHERS	40PCS
G		M8 x 75MM SCREW	4PCS
H		M8 x 55MM SCREW	36PCS
I		ALLEN KEY	1PC

PLEASE CHECK THAT YOU HAVE ALL THE PARTS LISTED BEFORE YOU START ASSEMBLING. IF YOU DO FIND THAT SOMETHING IS MISSING, DO NOT CONTINUE ASSEMBLY. PLEASE CONTACT YOUR SUPPLIER IMMEDIATELY.


STEP 1

PARTS REQUIRED

1 - TABLE LEG x2

2 - TABLE FRAME x1

HARDWARE REQUIRED

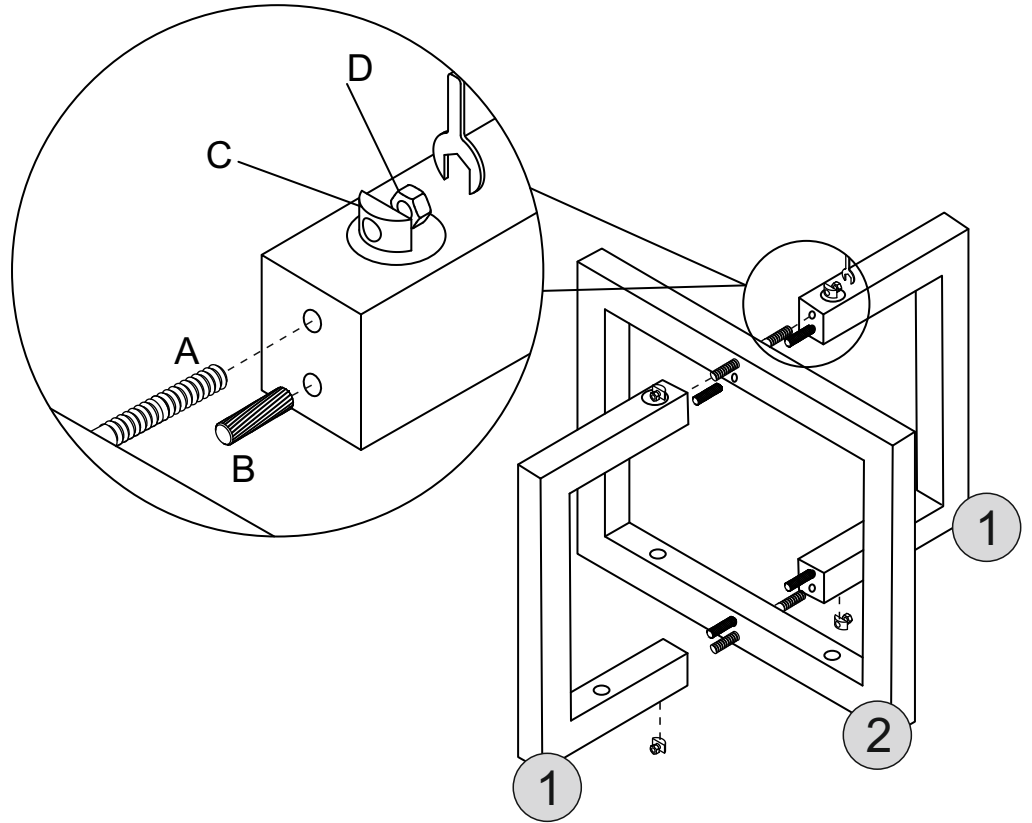
A  02

B  04

C  04

D  04


TOOLS REQUIRED



STEP 2

PARTS REQUIRED

3 - TABLE TOP x4

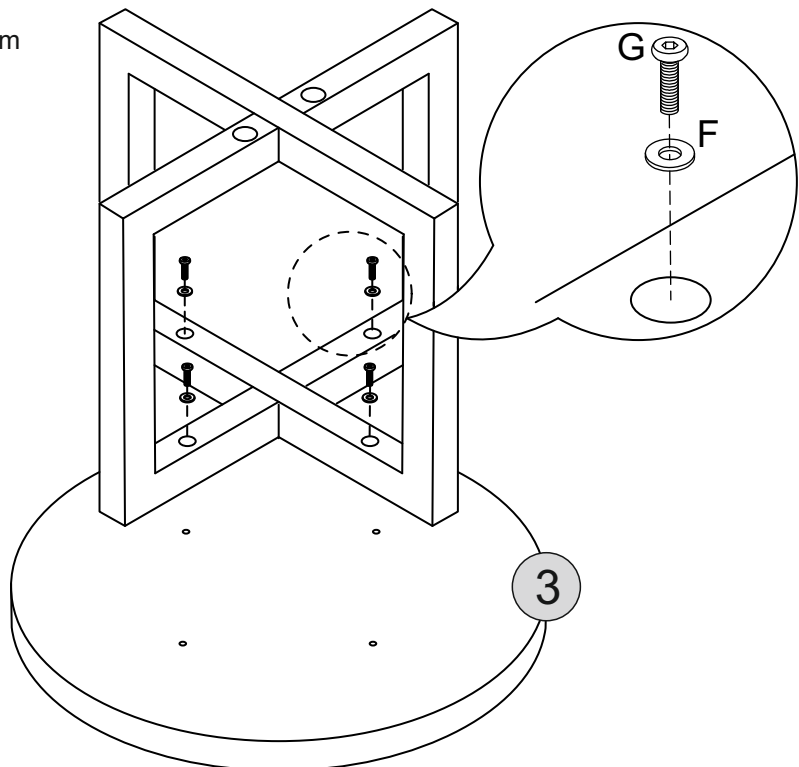
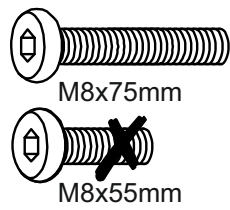


HARDWARE REQUIRED

F  04

G  04

TOOLS REQUIRED



STEP 3


PARTS REQUIRED

5 - CHAIR LEG x12

7 - STOOL BASE x4

HARDWARE REQUIRED

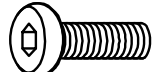
F  03

H  03

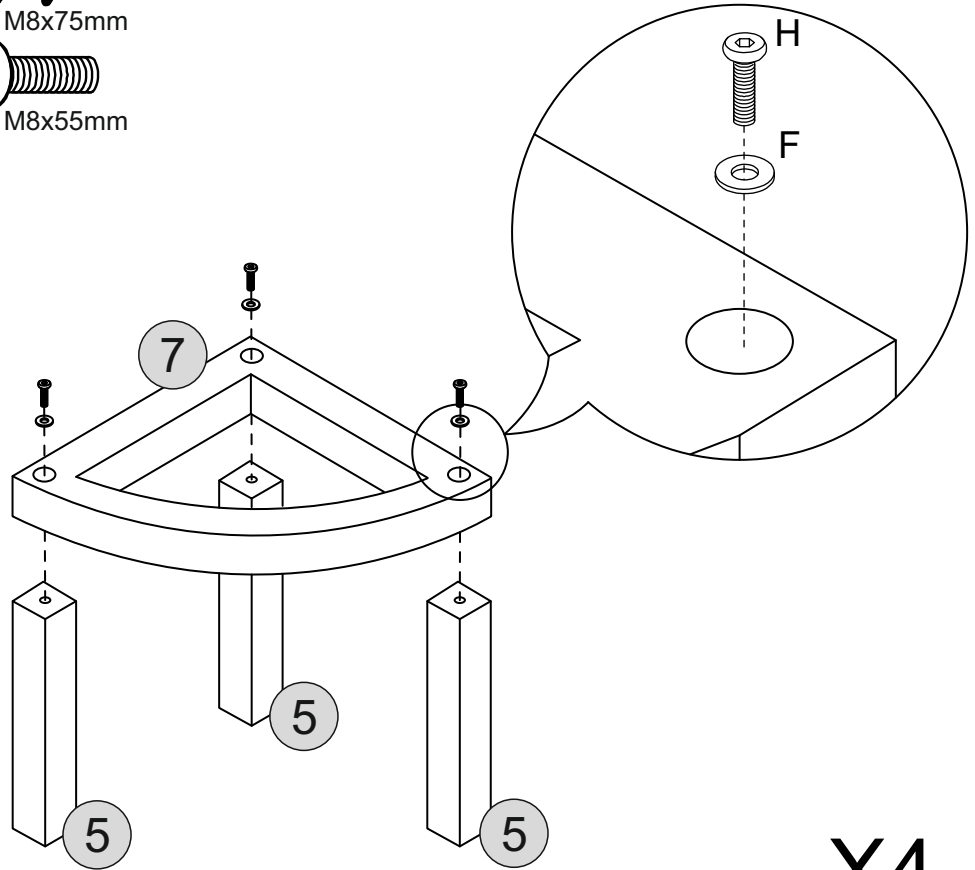
TOOLS REQUIRED



M8x75mm



M8x55mm

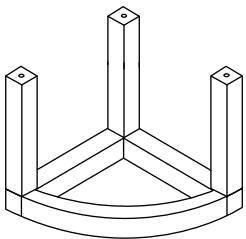


X4

STEP 4


PARTS REQUIRED

4 - SEAT FRAME x4



HARDWARE REQUIRED

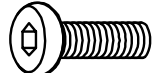
F  12

H  12

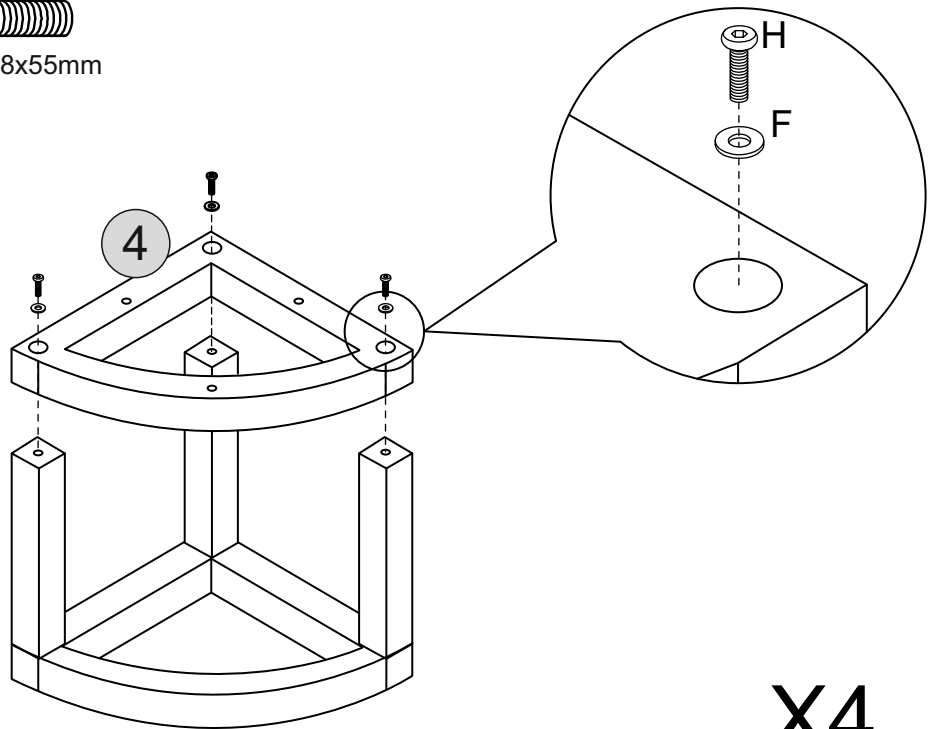
TOOLS REQUIRED



M8x75mm



M8x55mm

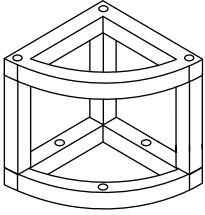


X4

STEP 5


PARTS REQUIRED

6 - CHAIR SEAT x4



HARDWARE REQUIRED

F  12

H  12

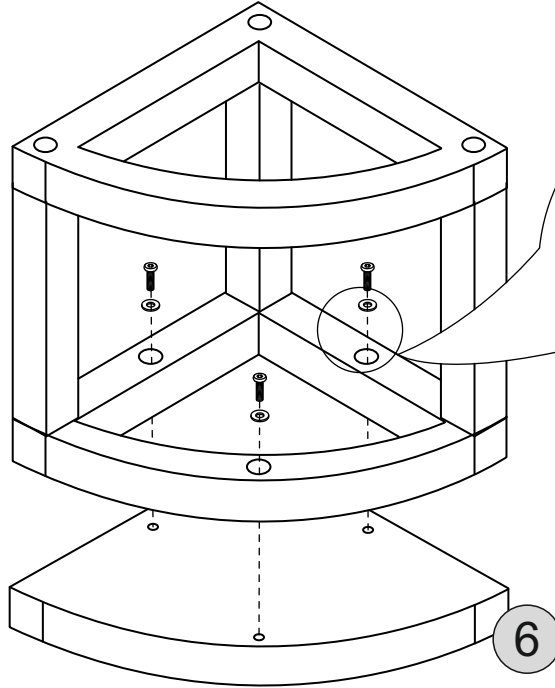
TOOLS REQUIRED



M8x75mm



M8x55mm



X4

STEP 6

PARTS REQUIRED

HARDWARE REQUIRED

TOOLS REQUIRED

